

RIVETING AND CHIPPING HAMMERS

• PNEUMATIC

SHEAR HAMMERS, SPADERS, SAND RAMMERS,
CONCRETE BREAKERS, PICK HAMMERS,
COUNTER BRACKETS, NEEDLE SCALERS



NEEDLE SCALERS AND PICK HAMMERS

NEEDLE SCALER

Straight design with lever throttle

Type 7 1505

Type 7 1506

NEEDLE SCALER

Straight design with lever throttle

Type 7 1512

NEEDLE SCALER

With pistol grip

Type 7 1501

Type 7 1503

Type 7 1504

PICK HAMMER

With lever throttle

Type 7 1301



TECHNICAL SPECIFICATION

Performance data at an operating pressure of 6 bar

Type	Needle No. x strength	Needle stroke	Spare needles	Impacts	Weight	Length	Noise level	Vibration level	Air consumption	Air connection	Hose ID
Needle Scalers	m m	m m		1/min	kg	m m	dB(A)	m/s ²	m ³ /min	R3/8" ^f female	m m
7 1501 0010	29x2	22	9 2508 0010	4,000	1.4	210	88-92.5	4.9	0.10	R3/8" ^f female	10
7 1503 0010	23x3	28	9 2508 0020	4,200	2.4	315	97-100	21.4	0.20	R3/8" ^f female	10
7 1503 0020	53x2	28	9 2508 0030	4,200	2.4	315	97-100	21.4	0.20	R3/8" ^f female	10
7 1504 0010	28x3	28	9 2508 0020	4,200	2.7	350	99-104	8.4	0.25	R3/8" ^f female	10
7 1504 0020	14x4	28	9 2508 0040	4,200	2.7	350	99-104	8.4	0.25	R3/8" ^f female	10
7 1504 0030	66x2	28	9 2508 0030	4,200	2.7	350	99-104	8.4	0.25	R3/8" ^f female	10
7 1505 0010	12x3	22	9 2508 0020	4,000	3.5	345	101-104	11.2	0.20	R3/8" ^f female	10
7 1505 0020	29x3	22	9 2508 0030	4,000	3.5	345	101-104	11.2	0.20	R3/8" ^f female	10
7 1506 0010	12x3	10	7 1506 9520	3,800	1.6	343			0.12	R3/8" ^f female	10
7 1512 0010	18x3	22	9 2508 0020	8,800	1.8	280			0.10	R1/4" ^f female	10
Pick Hammer	Piston Ø	stroke	Impacts	Weight	Length	Shank	Noise level	Vibration level	Air consumption	Air connection	Hose ID
7 1301 0010	m m	m m	1/min	kg	m m		dB(A)	m/s ²	m ³ /min	R1/4" ^f female	m m
7 1301 0010	17	16	4,800	1.3	182	S9x29			0.25	R1/4" ^f female	9

LIGHT RIVETING AND CHIPPING HAMMERS

WITH PUSH-BUTTON CONTROL

Type 7 5113
Type 7 5213

WITH LEVER THROTTLE

Type 7 5114
Type 7 5214

WITH PISTOL GRIP

Type 7 5112 (also with air regulation available)
Type 7 5212

WITH LEVER THROTTLE

Type 7 5115
Type 7 5215

WITH LEVER THROTTLE

Type 7 5504, 7 5603

without picture :

Type 7 5505, 7 5604
(with closed grip)



TECHNICAL SPECIFICATION

Performance data at an operating pressure of 6 bar

Type	Piston		Impacts rpm	Weight kg	Length mm	Noise level dB(A)	Vibration level m/s ²	Air consumption m ³ /min	Air connection	Hose I/D mm
	Ø mm	stroke mm								
7 5112 / 7 5113	16	30	6,100	0.68/0.77	80/172		7.30/6.79	0.32	R 1/4" female	9
7 5114 / 7 5115	16	30	6,100	0.72/1.04	72/214		7.07/5.60	0.32	R 1/4" female	9
7 5212 / 7 5213	16	45	4,400	0.77/0.80	188/194		9.60/9.38	0.32	R 1/4" female	9
7 5214 / 7 5215	16	45	4,400	0.82/1.14	193/236		9.24/7.43	0.32	R 1/4" female	10
7 5504 / 7 5505	20	60	3,200	1.80/3.10	290/309	100/	9.45/6.04	0.44	R 1/4" female	10
7 5603 / 7 5604	20	90	2,200	2.12/3.40	335/358	97/	12.5/9.31	0.46/0.50	R 1/4" female	10

SHANKS

Each type of our light Riveting and Chipping Hammers is available with two different shanks according to DIN 8530.

For types 7 5112 to 7 5215: Shank R 10.3 x 36 and S 12.5 x 36.

For types 7 5504 to 7 5604: Shank RS 14.3 and R 14.3 x 50.

The last four figures at the type no. are used to identify the shank. Example:

Hammer 7 5112 with shank R 10.3 x 36 (Type -0010):

Complete order type 7 5112 0010. Please specify when ordering.

Type	For Hammers 7 5112 to 7 5215	7 5504 to 7 5604
0010	R 10.3 x 36	RS 14.3
0020	S 12.5 x 36	R 14.3 x 50

MEDIUM HEAVY RIVETING AND CHIPPING HAMMERS

WITH SPRING CAP


Type 7 5708 (Cap 24 x 41)

Type 7 5804 (Cap 24 x 41)

Type 7 6015 (Cap 26 x 42)

Type 7 6108 (Cap 26 x 42)

Type 7 6204 (Cap 26 x 42)



WITH SCREW CAP

Type 7 5709

Type 7 5805

Type 7 6016

Type 7 6109

TECHNICAL SPECIFICATION

Performance data at an operating pressure of 6 bar

	Rivet dia. steel		Piston		Impacts rpm	Weight kg	Length mm	Noise level dB(A)	Vibration level m/s ²	Air consumption m ³ /min	Air connection	Hose ID mm
	cold	warm	dia.	stroke								
	mm	mm	mm	mm								
7 5708	6	7	23	54	2,800	3.7	315	9.84	0.54	R 3/8" female	13	
7 5804	7	8	23	83	2,100	4.1	345	9.80	0.62	R 3/8" female	13	
7 6015	8	10	30	72.5	3,200	6.3	365	10.19	0.82	R 3/8" female	13	
7 6108	9	13	30	102.5	1,500	6.9	415	12.67	0.90	R 3/8" female	13	
7 6204	10	16	30	137.5	1,200	7.9	460	14.50	0.55	R 3/8" female	13	
7 5709	0010, 0030		23	54	2,800	4.15	338	7.75	0.54	R 3/8" female	13	
7 5805	0010, 0030, 0050		23	83	2,100	4.48	374	8.60	0.62	R 3/8" female	13	
7 6016	0010, 0030, 0050		30	71.5	3,200	6.25	378	10.62	0.82	R 3/8" female	13	
7 6109	0010, 0030, 0050		30	101.5	1,500	6.73	430	12.23	0.90	R 3/8" female	13	

SHANKS

Each of our medium heavy Riveting and Chipping Hammers is available with four different shanks. The last four figures of the type no. are used to identify the shank. Example:

Hammer **7 5707** with shank **RS 17.5 (type -0010)**:

Complete type no. **7 5707 0010**. Please specify when ordering.

Type	Description (DIN 8530)
0010	RS 17.5
0020	R 17.5 x 60
0030	RS 20
0050	R 20 x 60

For Hammers 7 5709 only **RS 17.5 (-0010)** and **RS 20 (-0030)**, for hammers 7 5805, 7 6016 and 7 6109 only **RS 17.5 (-0010)** and **RS 20 (-0030)** and **R 20 x 60 (-0050)**!

SHEAR HAMMERS AND COUNTER BRACKET


SHEAR HAMMERS

Type 7 7104

Spring cap oval 25 x 48

Type 7 7304

Spring cap oval 33 x 52



COUNTER BRACKET

Type 7 7403

Distance center - outer edge: 47 mm

TECHNICAL SPECIFICATION

Performance data at an operating pressure of 6 bar

Type	Rivet dia.	Piston dia.	Piston stroke	Impacts rpm	Piston force N	Weight kg	Length mm	Shank	Noise level dB(A)	Vibration level m/s ²	Air consumption m ³ /min	Air connection	Hose I/D mm
7 7104 0010	16	30	197	1,050		8.8	555	R23x65			0.60	R 3/8" female	13
7 7304 0010	25	30	300	750		14.1	690	R31x70			0.95	R 1/2" female	15
7 7403 0010	27	75	90		2,650	9.0	245	R31x70				R 3/8" female	13

SPADERS, CONCRETE BREAKERS AND PICK HAMMERS

Type 7 3415 0010

Shank : RS 17,5 x 59

Type 7 3412 0010

Shank : R 25 x 75

Type 7 3412 0020

Shank : S 22 x 82,5

Type 7 3413 0010

Shank : S 22 x 82,5

Type 7 3416 0010

Shank : R 25 x 75


Type 7 3416 0020

Shank : S 22 x 82,5

Type 7 3414 0010

Shank : S 22 x 82,5

All models are silenced according to EG guideline 84/537/EWG.



TECHNICAL SPECIFICATION

Performance data at an operating pressure of 6 bar

Type	Piston		Impacts rpm	Weight kg	Length mm	Shank	Noise level dB(A)	Vibration level m/s ²	Air consumption m ³ /min	Air connection R3/4" female	Hose ID mm
	∅ mm	stroke mm									
7 3415 0010	24	58	2,990	4.8	350	RS17,5x59	104		0.45	R3/4" female	15
7 3412 0010	34	112	1,650	8.0	470	R25x75		1.10		R3/4" female	19
7 3412 0020	34	112	1,650	8.0	470	S22x82.5		1.10		R3/4" female	19
7 3413 0010	34	112	1,650	10.0	470	S22x82.5		1.10		R3/4" female	19
7 3416 0010	36	188	800	12.8	640	R25x75		1.20		R3/4" female	19
7 3416 0020	36	188	800	12.8	640	S22x82.5		1.20		R3/4" female	19
7 3414 0010	46	145	1,380	20.0	600	S22x82.5		1.40		R3/4" female	19

SAND RAMMERS

SHORT DESIGN

Type 7 8001 0010

Type 7 8002 0010

MEDIUM DESIGN

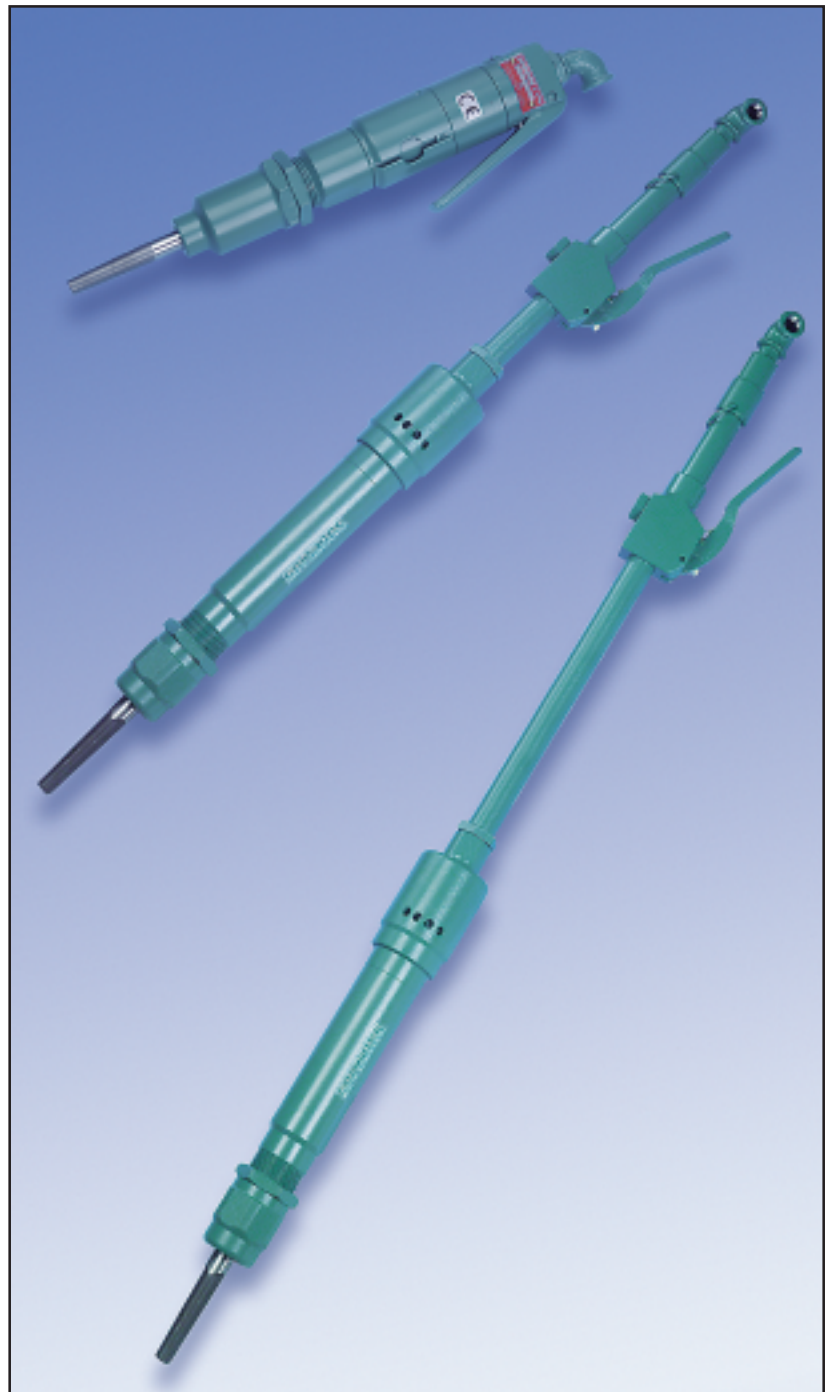
Type 7 9011 0010

Type 7 8301 0010

Type 7 8311 0020

LONG DESIGN

Type 7 8415 0020



TECHNICAL SPECIFICATION

Performance data at an operating pressure of 6 bar

Type	Piston		Impacts rpm	Weight kg	Length m m	Shank	Noise level dB(A)	Vibration level m/s ²	Air consumption m ³ /min	Air connection	Hose ID m m
	Ø m m	stroke m m									
7 8001 0010	16	52	2,500	1.0	230	Cone 10	16.80	0.28	R1/4" ^{female}	10	
7 8002 0010	23	70	1,900	2.5	362.5	MT1	13.82	0.35	R1/4" ^{female}	10	
7 9011 0010	26	126	1,080	5.1	565	MT2	20.41	0.64	R3/8" ^{female}	13	
7 8301 0010	26	126	1,080	5.5	737	MT2	19.05	0.64	R3/8" ^{female}	13	
7 8311 0020	26	126	1,080	6.0	962	MT2	17.58	0.64	R3/8" ^{female}	13	
7 8415 0020	32	239	670	9.4	1,197	MT2	22.60	0.64	R3/8" ^{female}	13	

ACCESSORIES

CHISELS AND SAND RAMMER FEET ON REQUEST.

(e.g. drill collars for forging-on, peaked, flat, cross, grooved and spade chisels, as well as sand rammer feet made of rubber or steel, round, square, foursquare and wedge type)



OTHER ACCESSORIES

Description	Connection	Part No.	
Hand hose 2,5 m (with automatic oiler)	R 1/4" male	9 3610 0180	
	R 3/8" male	9 3610 0190	
	R 1/2" male	9 3610 0350	
Hand hose (without oiler)	R 1/4" male	9 3610 0200	
	R 3/8" male	9 3610 0210	
Spiral hose	R 1/4" male	9 3610 0340	
Plug-in coupling with nozzle	for hose LW	9, 10	
	for hose LW	13	
Plug coupling	R 1/4" female	9 2113 0260	
	R 3/8" female	9 2113 0270	
	R 1/2" female	9 2113 0280	
Plug nipple	R 1/4" male	9 2115 0090	
	R 3/8" male	9 2115 0100	
Spring pull (adjustable, 1.5 m long, 2 kg carrying capacity)		9 4503 0050	
Service unit (with filter and oiler)	R 1/4" male	9 2406 0020	
	R 1/2" female	9 2406 0050	
	R 3/4" female	9 2406 0080	
Service unit (with filter, oiler and pressure regulator)	R 1/4" male	9 2406 0110	
	R 1/2" female	9 2406 0140	
	R 3/4" female	9 2406 0170	
Service unit (with protective housing, filter, oiler and pressure regulator)	R 1/2" male	9 2406 0630	
	R 3/4" male	9 2406 0650	

SPITZNAS

Maschinenfabrik GmbH, Fellerstraße 4, D-42555 Velbert, Germany
 Tel. : +49-(0)2052-605-0 Fax : +49-(0)2052-605-29
 E-Mail : sales@spitznas.de Internet : http://www.spitznas.com

05/10 E