

GRINDERS

• PNEUMATIC




GRINDERS / ACCESSORIES

BASIC TYPES FOR MEDIUM DUTY

Ball beared grinding spindle with and without protection hood for straight, recessed and conical grinding wheels.

Actuation by self-locking twist valve with oiler or lever valve with safety-pawl and oiler.

The grinding spindle, equipped with M12, takes either form grinders or tool steel cutters with inside thread, or - equipped with collet - grinders with clamp butt.



Type 1 1566 0010
1 1596 0010

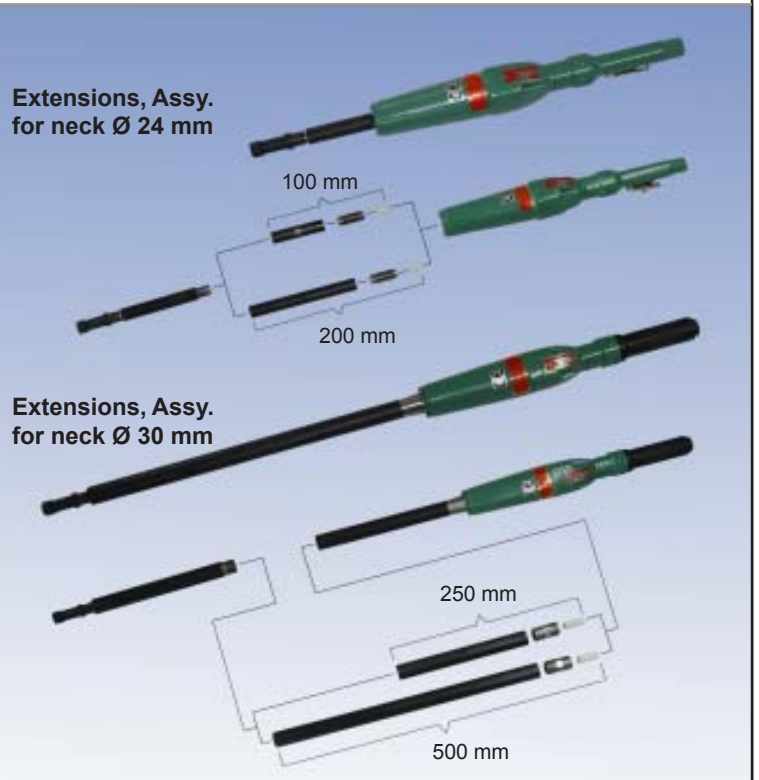
Type 1 1465 0010
1 1495 0010

Type 1 1461 0010
1 1491 0010

ACCESSORIES

EXTENSIONS

Additional extensions, which are connectable to each other and which can be fitted between motor and grinding spindle, allow a max. neck length of 1250 mm.



Extensions, Assy.
for neck Ø 24 mm

Extensions, Assy.
for neck Ø 30 mm

CLASSIFICATION -

For Type	Neck Ø mm
1 1466 / 1 1566 / 1 1496 / 1 1596 ...	24
1 1461 / 1 1561 / 1 1491 / 1 1591 ...	30

Order no.

Neck Ø mm	Extensions, Assy.			
	100 mm	200 mm	250 mm	500 mm
24	1 1433 7940	1 1433 7950		
30			1 1450 7930	1 1450 7940

VALVES WITH OILER



Self-locking twist valve - with oiler
Order no. 9 2004 0060





Lever valve with safety-pawl - with oiler
Order no. 9 2007 0110



The valves are equipped with an oiler adjusted by the manufacturer, which is sufficient for approx. 2 working hours. For continuous work, we recommend using a service unit or a pipe oiler. Self-locking twist valve and lever valve with safety-pawl are identically connected and can be exchanged.

TECHNICAL SPECIFICATION / ACCESSORIES

TECHNICAL SPECIFICATION

Performance data at an operating/ flow pressure of 6 bar

Capacity : 1.25 kW						
Air consumption : 1.5 m³/min						
n free speed = 10.000 rpm with twist valve	n free speed = 10.000 rpm with lever valve	Length	Neck Ø	Vibration level	Sound level	Weight
Part No.	Part No.	mm	mm	m/s²	dB(A)	kgs
1 1465 ...	1 1565 ...	625		2.0	87.5	3.45
1 1466 ...	1 1566 ...	612	24	2.0	87.5	4.90
1 1461 ...	1 1561 ...	1010	30	1.7	88.5	4.95




Capacity : 1.7 kW						
Air consumption : 1.7 m³/min						
n free speed = 12.000 rpm with twist valve	n free speed = 12.000 rpm with lever valve	Length	Neck Ø	Vibration level	Sound level	Weight
Part No.	Part No.	mm	mm	m/s²	dB(A)	kgs
1 1495 ...	1 1595 ...	625		3.2	86.3	3.45
1 1496 ...	1 1596 ...	612	24	3.2	86.3	4.90
1 1491 ...	1 1591 ...	1010	30	4.5	87.5	4.95

All grinders of the series 1 14... and 1 15... are equipped with air connection R 1/2" female for air hose ID 13 mm.
Rotation direction looking from the front to the spindle: left.

ACCESSORIES

COLLETS

Please complete the machine type with the appropriate ending for the requested collet.

		
... 0010 / 0050	... 0020 / 0030	... 0060 / 0070
In addition to the standard collets, collets Ø 3 (9 2912 0050) or collets 1/4" (9 2912 0060) are available. More tool retainers as accessories for the different grinding bodies are available on request. (all measures in mm)	Collet Ø 6 for straight grinding wheels with protection hood Ø _{max} 100 e.g. (Ø x thickness x bore) 60 x 25 x 20 for straight grinding wheels with protection hood Ø _{max} 125 e.g. (Ø x thickness x bore) 125 x 32 x 20 for form grinding bodies Ø _{max} 50, M12	Collet Ø 8 for conical grinding wheels without protection hood e.g. (Ø x thickness x bore) 60-70 x 20-25 x 20 for conical grinding wheels without protection hood e.g. (Ø x thickness x bore) 80 x 20 x 20 für cut-off wheels e.g. (Ø x thickness x bore) 125 x 2-6 x 22
For Type		
1 1465 / 1 1565 / 1 1495 / 1 1595 ...	0010 0020 0030 0040 0050 0060 0070 0080	
1 1466 / 1 1566 / 1 1496 / 1 1596 ...	0010 0040 0050	
1 1461 / 1 1561 / 1 1491 / 1 1591 ...	0010 0040 0050	

GRINDERS

GRINDERS FOR HEAVY DUTY

Collet for grinding bodies according to Technical Specification up to 150 mm diameter.

Actuation by „self-locking twist valve“ or „lever valve with safety-pawl“.

All valves have an oiler connected upstream, adjusted by the factory. Sufficiently filled for approx. 5 working hours.

For continuous work we recommend to use a service unit or a pipe oiler.



Fig.: Grinder 1 1655 0010

TECHNICAL SPECIFICATION

Performance data at an operating pressure/flow pressure of 6 bar

with twist valve	with lever valve	Example : Grinding body measures Ø x thickness x bore / recess Ø x depth	Power	Speed	Air consumption	Length with twist valve	Length with lever valve	Vibration level	Sound level	Weight
Part No.	Part No.	mm	kW	rpm	m ³ /min	mm	mm	m/s ²	dB(A)	kgs
1 1655 0010	1 1665 0010	150 x 40 x 25 / 80 x 10	1.5	3800	1.5	554	540	2.3	85	5.3
1 1656 0010	1 1666 0010	125 x 30 x 25 / 60 x 10	1.6	4600	1.6	554	540	3.1	83	5.1
1 1657 0010	1 1667 0010	150 x 30 x 25	1.8	5800	1.8	554	540	3.2	83	5.3
1 1658 0010	1 1668 0010	150 x 30 x 25	2.2	10190	2.0	554	540	6.5	78	5.3

All grinders of the series 1 16... are equipped with air connection R 3/4" male for air hose ID 15 mm.
Rotation direction looking from the front to the spindle: left.

ACCESSORIES

Order number	Description
9 2406 0260	Service unit (hand-held) with pressure regulator R 3/4" and claw coupling
9 2406 0630	Service unit with protection housing R 1/2" male
9 3610 0410	Pneumatic hose ID 13 mm, 2.5 m length, compl. with claw coupling screwable
9 3610 0420	Pneumatic hose ID 15, 2.5 m length, compl. with claw coupling screwable
9 2101 0010	Claw coupling, metal sealing, R 1/2" male
9 2102 0020	Claw coupling, metal sealing, R 3/4" female



FURTHER GRINDERS

DIE GRINDERS



You can find detailed information in our die grinders leaflet.

ANGLE GRINDERS/ VERTICAL GRINDERS



You can find detailed information in our angle grinders / vertical grinders leaflet.

SPITZNAS

Maschinenfabrik GmbH, Fellerstraße 4, D-42555 Velbert
Tel. : +49-(0)2052-605-0 Fax : +49-(0)2052-605-29
E-Mail : sales@spitznas.de Internet: www.spitznas.com

09/09 E